



BOX OPENING FORCE TESTER "OPENPACK"

Model OP-50

With a single column test frame designed to quickly and accurately determine the Opening Force needed to unfold and open cardboard boxes and cases.




As the packaging industry uses high-speed automated production processes, it is very necessary to know how the materials used will behave during the manufacturing process (corrugated cardboard - compact, cardboard, cardboard ...).

OPENPACK testing equipment allows:

- Know the maximum force necessary to open a folded package and thus be able to quickly adjust the controls on production machines.
- Determine the quality and performance of the cartons used in the process.
- Perform Quality Control and Development and Innovation

Model OP-50

- **Maximum force capacity: 1 kN**
- **Load cell included in the standard supply: 50N**
- **Accuracy $\pm 0.5\%$ (Class 0.5)**
- **Selectable units: (N / m, N / mm, Kg / m, Kg / mm, lb / in and lb / ft)**
- **Precise electromechanical drive**
- **High stiffness test frame**
- **The Testing Machine in standard supply is equipped with METROTEST Testing Software and Mini PC**
- **Large workspace in test area**
- **Ergonomic and precise**



General Information

The OPENPACK Cardboard Boxes and Cases Opening Force Tester model OP-50 has the most advanced and reliable structure in electromechanical testing framework with ball circulation spindle. The computerized control system allows for closed-loop control of parameters such as test force, specimen deformation and crossbar travel, etc. The system realizes in real time on the PC screen test diagrams, test curves and creation of test reports. Closed-loop control through the **METROTEST** testing program makes it possible to perform tests quickly and accurately to suit your needs in quality control and research of Corrugated Paper and Cardboard used in modern packaging.

In the section on compliance with International Standards, it meets or exceeds the requirements of the following standards: ISO 7500-1, ASTM-E4, EN 10002-2, BS 1610, DIN 51221, ISO 6892.

The OPENPACK Cardboard Boxes and Cases Opening Force Tester OP-50 model is formed by a robust frame in which the test frame is located. The test frame is made up of a low friction coefficient drive and re-circulation ball screw with protectors and a rectified and chromed steel guide column.

Force measurement is carried out through a compression-tension load cell housed in the mobile crossbar. The load-bearing device in **V** is directly coupled to said load cell and the other is placed subject to the lower bolt.

The test framework admits overloads of 120% of the nominal force without affecting its measurement or operating precision, which gives the frame a great robustness and safety of correct operation under intensive work.

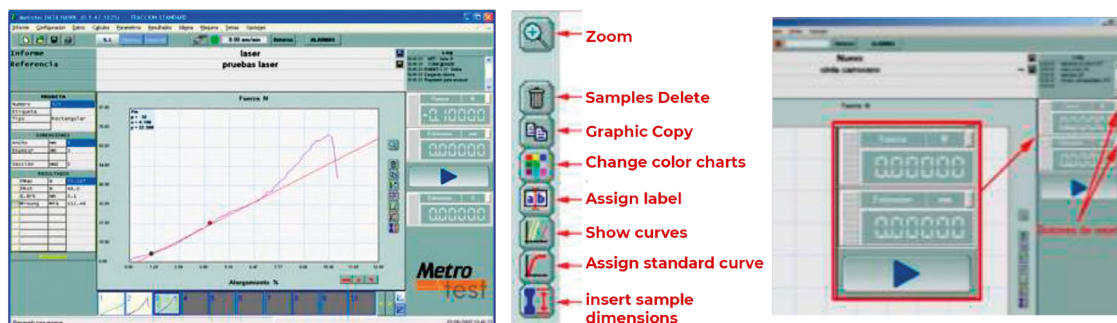
It has a system of upper and lower travel limiters adjustable independently by the user. Inside the base box are included the transmission elements, the transformer, regulation electronics, servo motor, etc..

Features

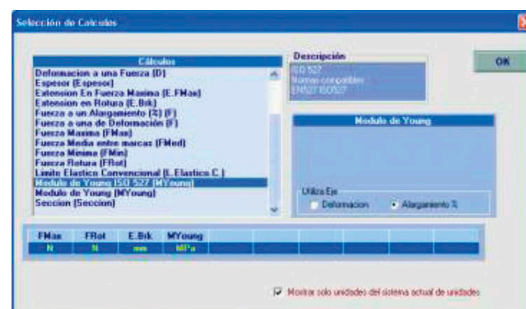
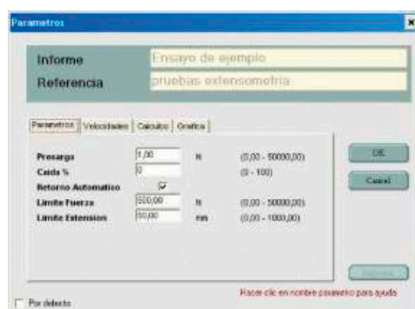
- **Fully computerized:** The control and measurement system with a specific electronic card used for testing machines, performing the tare to zero and adding a setting which is very reliable.
- It has a Database manager for the test results which stores according to a standard format which facilitates analysis and transfer to other programs.
- Compliance with testing requirements for all types of materials with all international testing standards.
- With a wide range of graph functions, curve color changes, magnifications (zoom), reductions, curve auto-scaling can be performed (making it easier and shorter to run a test with a new material), displacement of the curves in the deformation axis, designate standard curve, association of labels to each graph, indication of the values digitally on the screen and printing of all kinds of test curves.
- Modular design makes it easier to upgrade software in the future.

METROTEST material testing software

METROTEST testing program based on WINDOWS MS is easy and fast to use to achieve different functions, adaptable to most operator habits. With all the integrated functions such as test sample information, sample choice, data display, data processing, data analysis, test operations ... easy to use.



- Very clear, intuitive, attractive interface design with information on the screen.
- Choice of different units for each of the results.
- Route of all the points of the graph, point by point.
- Association of labels to each graph.
- Creation and management of standard curves.
- Context sensitive help
- Customizable report
- Reports in PDF format directly without the need for additional software
- Automatic auto scaling on charts
- Test limits independent of graph limits
- Auto-save of results, specimen by specimen
- Single or multiple curve display
- Customizable interface
- Option to request sample dimensions at the beginning of each trial.
- On-screen information of the tasks being carried out by the program (log)
- Visual parameterization of results



Functional Technical Specifications

Control unit

- PC Control and **METROTEST** Testing Software
- Level of breakage of the sample (% of force drop at the end of the test)
- Maintenance of Peak Force / Extension in Tension or Compression
- Selection of force and deformation units
- External control mode by Mini PC
- RS-232 serial port

Force measurement

- Range: 2% to 100% - Accuracy 0.5% of applied force
- Precision in Forces: Class 0.5 (accuracy $\pm 0.5\%$)
- Load reading resolution: 1 / 200,000 points:
 - 1 / 100,000 in Tension
 - 1 / 100,000 in Compression
- Force Data Sampling Rate (internal): 30,000 S / second
- Digital load tare 20% with the Load Cell at its maximum capacity
- Selectable units: kN, N, cN, kgf, gf, lbf.
- Protection system of the Load Cell
- Programmable preload
- 18 bit high speed A / D converter

Measurement of travel (mobile crosshead)

- Direct measurement from the drive spindles
- Single measurement range (1 scale)
- Reading resolution: 0.001 mm
- Auto-return precision, better than 0.05mm
- Selectable units: Millimeters and Inches
- Programmable extension limits

Speed control

- Servo motor drive
- Variable speed range (see table)
- Variable return speed within range (see table)
- Default speed resolution: $0.02\text{mm} / \text{minute}$
- Speed accuracy: $\leq \pm 0.5\%$
- Variable Preload speed within the range (see table)
- Current protection system



MODEL	OP-50
Force capacity of the Testing Machine	1 kN
Capacity of load cell standard supply	50 N
Force resolution with 50 N Load Cell	0.0005 N
Measured force accuracy	$\leq \pm 0.5 \%$
Displacement resolution	0.001 mm
Travel accuracy	$\leq \pm 1 \%$
Mobile crosshead travel	500 mm
Separation between column and grips adapter	150 mm
Range Standard Test Speeds	0.5 – 1000 mm /min.
Accuracy of test speed	$\leq \pm 1 \%$
Maximum return speed	1000 mm/min
Spacing between fixings (adapters)	500 mm
Electric supply	220V / 50Hz - 110V/60Hz Single-phase
Approximate power	400 W
Working Ambient Temperature and Relative Humidity Condition	10 °C ~ 35 °C 20% -80%
Dimensions Test Frame approx.	420x670x950 mm (Width x Depth x Height)
Net Weight approx.	66 kg
Dimensions Wooden packaging approx.	550x870x1250 mm (Width x Depth x Height)
Gross Weight approx.	115 kg

STANDARD SUPPLY CONTENT:

- * Force Tester OPENPACK OP-50 + Supports V samples
- * 50 N Load Cell
- * METROTEST Multilingüe Software
- * Management Module with Basic Statistics Packs:
Bar Charts - Gaussian Bells and Reference Comparison
- * Mini PC – Windows O.S.